

ALL GOOD THINGS

It has been an incredible privilege to witness the birth and the growth of CPN. What began with a conversation, soon evolved into meetings of a small group of women to discuss birthing an interdenominational playgroup organization in 2001. After many meetings (which always seemed to run late!) we were ready for a formal launch in November 2002.

Over the past 5 years our membership has grown. We have entered into a formal partnership with Playgroup Victoria (allowing discount insurance to CPN members) and with BECT, allowing training event coverage we could not have hoped to achieve alone. We have helped to stimulate CPN New South Wales under Yvette Wynne's leadership. We have run inspirational events with Ron Buckland, Sue Bluett, Kaye Plowman, Joy Williams, Yvette Wynne and others. In 2007 alone we have relaunched the website, organized banners and new brochures, and set the stage for future growth.

I have personally been moving more into general mentoring and leadership development of women and am no longer "hands on" with playgroup. I have had the sense that it is time for me to move on from CPN. Now that a children's ministry coordinator has been appointed for Churches of Christ Vic/Tas (Darren Jenkins) playgroup enquiries can be directed toward him.

God can use playgroup ministry to reach families for Jesus

So I am stepping down from the CPN committee with a sense of loss, but also with a sense that CPN will continue to grow and develop in exciting ways. Its mission as an advocate for the importance of playgroup ministry as a means of community connection and outreach for local churches is as vital as ever. Its mission to equip leaders to run effective Christian playgroups will

continue to be in demand as new people move into playgroup ministry.

There are many people I would like to acknowledge for their contribution to CPN over the past 7 years. Allison Hellier had the vision, energy and drive to "midwife" CPN from conception through birth and through its early life.

Kaye Plowman was an endless source of wisdom with her rich experience of playgroups and of Christian ministry, and with her vital practical and administrative expertise. Heather Karrasch's passion for playgroup ministry, and her research into the features of playgroups that are effective in evangelism has provided a guiding light for our training. Joy William's early childhood expertise has provided other invaluable training (and newsletter) insights; and her efficiency in shouldering the responsibility of secretary long-term has steered CPN administratively. Jacqui Berris has served CPN remarkably over the long haul taking on the huge task of maintaining membership details and finances, despite multiple moves and long drives to meetings! Pat Horman has done a wonderful job pioneering a whole new early childhood ministry role within the Anglican diocese, now ably taken on by Dorothy Hughes. Ruth Kernick has organized our training events in conjunction with BECT over the past few of years; an enormous task completed with much grace and amazing efficiency. Judy Harris took on leadership of CPN in a time of pressure and has worked tirelessly to steer the "ship" over the past couple of years. Leanne Deanshaw's work and wisdom will be greatly missed as she moves up North. Yvette Wynne has been an inspiration from afar (Sydney!) as to how God can use playgroup ministry to reach families for Jesus. To all these amazing women I would like

to say a deeply heartfelt thank you. I will miss working together with you in CPN.

The journey of CPN to date has sometimes felt a little like the story of Abram when he was first called by God: "Go to a land that I will show you". Abram had no real idea of where he was going; he simply kept on moving by faith. In the same way, the "journey" of CPN has been an unfolding one: the "mad ideas" of a few women who began to meet early in 2001 has taken on a wonderful shape, although a somewhat different shape to some of those first "mad ideas". I expect that CPN will continue to move and change as God keeps showing more of His ways and His will. The CPN committee would greatly value your prayers in this journey of faith. Many of the committee have experienced tough times personally, and would value prayers for protection as well as for guidance and "ears to hear" the voice of God's Spirit.

Thank you also to you the members for your support and encouragement. I'd like to sign off with the wonderful promise of I Corinthians 12: 58, the passage of choice when nothing much seems to be happening in playgroup (or in life!):

Therefore, my dear sisters, stand firm. Let nothing move you. Always give yourselves fully to the work of the Lord, because you know that your labour in the Lord is not in vain.

Amen

Janet Woodlock
Retiring editor



THE MUM SONG

Just for fun, click on <http://www.youtube.com/watch?v=RxT5NwQUtVM>

CPN AGM 2007

Ron Buckland was the keynote speaker of the 2007 AGM and brunch. He engaged in fascinating storytelling, exploring the idea that children come into the world as spiritual beings (although as they get older sometimes their spiritual awareness and "God questions" are squeezed out of them!) There was a terrific "question and answer" time as the group explored the idea that we do not so much "bring God" to playgroup children, but discover what God is already doing in the lives of children. (See the last CPN newsletter for some of Ron's thoughts on this subject)

The brunch was a delicious mix of hot foods plus muffins and fruit platters. Ruth Kernick gave out terrific prizes. There were resource displays from CRS ("Connecting Families with Jesus", "Journeys", etc.), BECT (Ruth Kernick) and Ron Buckland.

The morning concluded with sharing in groups. Thanks to the CPN committee for another fantastic event!



Vicki and her husband, Ian started off together as staff at Navigators' - they have always had a heart for mission.

Vicki's first experience with Playgroup was with her 2 daughters (now 27 and 25 years old) at SYNDAL BAPTIST playgroup. She very much appreciated and enjoyed going to Playgroup with her girls. Vicki went to Playgroup as a participant, and soon started going to the training events that were being held by the Baptist Early Childhood Team. Vicki found these training days helpful as there were lots of great ideas on offer and opportunities for chatting to others involved in Playgroup.

A TRIBUTE TO VICKI JOHN Recipient of the 2007 CPN award

Vicki's own church then started a Playgroup, and Vicki became involved in this team. By now her 4th child was coming along to Playgroup with her (this little girl is now 19 yrs old).

Then a number of Anglican churches combined, to form Glen Waverley Anglican Church (GWAC) and Vicki was given the role of coordinating the Playgroup Ministry in a voluntary capacity - this was 11 years ago.

Vicki has just recently finished up as Coordinator, and is waiting to see where God leads her. Vicki is currently working as an integration aide in a school for 1 day a week. Her heart has always been in pastoral care, and she sees herself as perhaps going into the ministry of Aged Care, as she has been through this with her own parents recently. She is open to God's leading for the next stage of her life.

Congratulations Vicki on your excellent service to Christian Playgroups for the past 17 years!!

CPN/BECT TRAINING DATES FOR 2008



Please take note of the following dates for your diaries!

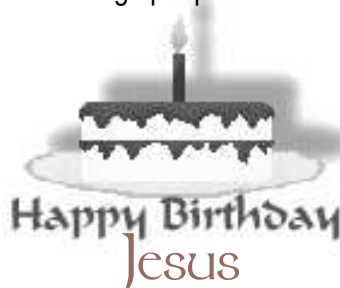
- | | |
|-----------------------------|--------------------------------|
| Sat March 15 th | Warrnambool Baptist |
| Sat April 19 th | Kew Baptist |
| Sat May 17 th | St Matthew's Anglican, Geelong |
| Sat August 23 rd | Warragul Church of Christ |



PLAYGROUP CHRISTMAS CELEBRATIONS

Profile: Beaumaris Baptist Church

On the Sunday afternoon before Christmas, the Playgroup children and families are joined by the crèche and preschool Sunday school children for an informal service. The children are involved in a nativity play and everyone is able to dress and take part. The children sing their Christmas songs, the adults sing Christmas carols, and the Pastor shares a short message. This is followed by a barbeque where a birthday cake with "Happy Birthday Jesus" on it is eaten for dessert. This service is advertised in church to encourage people to attend.



CHRISTMAS CRAFT

Christmas Stained Glass Windows

What you need...

- Red cellophane
- Green cellophane
- Yellow cellophane
- Contact
- Scissors



Other options...


- Use other colours and make this any time of year
- Add die-cuts / punchies shapes

Preparation...

- Cut the contact to the size of the completed window. We suggest 20x20cm.
- Cut the cellophane into smaller squares and triangles. We suggest 4x4cm or smaller.

Procedure...

- Peel paper off contact and place on table with sticky side up
- Arrange coloured cellophane squares & triangles onto contact and press down to stick
- Stick finished project onto a window to maximise effect




Hints & Tips...

- For younger children, you will need to cut the shapes for them
- Three packs of cellophane is sufficient for around 50 children
- The contact we used is 40cm wide, so we cut 10 'windows' per metre

Another great craft from www.planetpreschool.com.au

Christmas Cards



Use asparagus fern for instant Christmas trees pasted on the front of some folded card. Add a star and glitter.

OR

glue small balls of coloured crepe paper onto card to make a picture.

OR

make a printing block... use thick cardboard Christmas shapes, foam shapes glued onto a block of wood, or potatoes. Print with powder paint or Edicol dye.

OR

paste on pictures, paper flowers, paper shreds, tinsel feathers, laces, paper doilies.



(Thanks to Playgroup Victoria for this craft idea.) More great Christmas craft ideas are on the Playgroup Victoria website (Playgroup Victoria Members only).

CHRISTMAS (& EASTER) BOOKS

Two preschool appropriate books can be ordered online from K & D print, or contact Ruth Kernick to have them sent to you. Highly recommended!

Two beautifully illustrated picture books with meaning!

The messages of Christmas and Easter is simply and effectively told.

The activity books will keep the kids entertained long after the chocolate eggs are gone.

Scripture teachers and Sunday school teachers will love these fantastic resources.

Great craft ideas with reproducible activity sheets.

Great for under 5 year olds!

Jesus Alive! - The Easter Story

Jesus God's Son! - Christmas Story

Order Form For bulk orders and retail discounts contact Deema on (02) 9863 5440 or 0401 139 394
 Deema Percival ABN 21 412 130 759 Website: www.jesusisalive.com.au Email: order@jesusisalive.com.au

Customer Details
 Name: _____ Phone Number: _____ Email: _____
 Address: _____

Product Details - Buy Direct and Save!

<p>Jesus is God's Son! RRP \$9.95 Our Price \$7.95 Product code JCS25</p>	<p>Jesus is Alive! - Activity Book 32 pages of delightful colouring & activities for 3-7 years. RRP \$2.95 Our Price \$2.50 Product code EA903</p>
<p>Jesus is God's Son! - Colouring and Activity Book 16 pages of fun activities and colouring for 3-7 years. RRP \$2.50 Our Price \$2.00 Product code CA541</p>	<p>Jesus is Alive! - Teaching Resource. Has a variety of lessons based on the picture book for 0-7 years. Craft templates can be photocopied. RRP \$5.00 Our Price \$4.00. Product code TE517</p>
<p>Jesus is God's Son! - Teaching Resource Has a variety of lessons based on the picture book for 0-7 years. Craft templates can be photocopied. RRP \$5.00 Our Price \$4.00. Product code TC534</p>	<p>Postage & Handling: Under \$25: \$2.50, \$26 - \$50: \$5.00, \$51 - \$100: \$7.50 Orders over \$100 are FREE. Please allow 2-3 weeks for delivery.</p>

Please send orders to:
 K&D Print
 PO Box 434 Westmead, NSW 2145 Australia.

Order Details			
Product Code	Qty	Unit Price	Total
JCS25		\$7.95	\$
CA541		\$2.00	\$
TC534		\$4.00	\$
JE509		\$7.95	\$
EA903		\$2.50	\$
TE517		\$4.00	\$
Postage & Handling			\$
Total			\$

Payment by Cheque or money order. Made payable to Deema Percival.

WELCOMING FAMILIES TO PLAYGROUP

At the start of a new year you will have families coming back to your Playgroup from last year, as well as welcoming new families to your Playgroup.

Arriving at Playgroup for the first time can be daunting for any family. Many families will feel uneasy and shy on the first day and find it hard to introduce themselves to others.

Here are a few ideas to help make families feel welcome and part of the group at your Playgroup:

- Warmly welcome new families. Choose a 'welcomer' whose responsibility is specifically to welcome new families - greet the adult and the child(ren) as they arrive.
- If you have a "Welcome to Our Playgroup" package then this is a great time to give it to them, as it has all they need to know about the Playgroup in it. This package may include an enrolment form, policies (eg behaviour, safety, illness/ accident, sunsmart), an explanation of the structure and routines of the Playgroup session, an explanation of the Christian ethos and leadership of the Playgroup, some information about church activities, and information about parent involvement - eg rosters, cleaning toys.
- Show them around the premises.
- Explain the basic routines and expectations of your Playgroup
- Introduce them to other families initially and throughout the session



- Ask about their child's interests and guide them to the activities they like the most.
- Give each member of the family a nametag to wear every time they come to Playgroup. A good idea is to include the names of the children on the parents/ carers tag too.
- If you would like, take a photo of each family to display on an "Our Playgroup" poster, to help people get to know each other, and remember which children belong to who.
- Offer them a coffee at snack time
- During a group time (morning tea or mat time) formally introduce each member of the family. You may like to sing a song of welcome, and ask the children to choose their favourite song
- At the end of the session, make time for a chat and the opportunity to answer any questions.
- Farewell them with "We'll see you next week".
- Follow up with a phone call to see how they enjoyed their first visit.
- Welcome them and their child the next week by name.

Welcoming doesn't last for just one week. We all need to be looking out for children or adults who feel left out at Playgroup. A friendly smile and chat may make an enormous difference to their Playgroup experience.

by *Ruth Kernick*

Source: **Playgroup Victoria Manual**
- chapter 4.

MUSIC/MAT TIME AT PLAYGROUP



The following ideas for "mat time" emerged from group discussion at the Playgroup "Big Night Out" held at Glen Waverley Anglican Church in 2007.

Options for placement of mat time in programme

- After morning tea, 15 minutes total: 10 minutes singing, 5 minutes story.
- Before morning tea after playtime: can cause a problem at this time as mums are clearing up while story is on, so ask them to join in and tidy up later.
- Craft/indoor/outdoor time then call the children in for 5-7 minute song time, followed by morning tea. After a second playtime outside have mat time with instruments and a music CD before the children go home.

Ideas for mat time



- Musical instruments with the parents/carers joining in.
- Have tapes/CD's of modern songs, e.g. "Wiggles".
- Have someone from the church who can play an instrument, e.g. guitar, accordion.
- Use a Kaye Plowman song trolley, with fabric around it and song cards or instruments hiding inside which are brought out at appropriate time.
- Hand made song cards; children can choose which song to sing next.
- Tic Tac Toe game: put song cards face down in middle of circle and say, "Tic Tac Toe, here I go, where I land I do not know," with a child walking around, pointing to the cards. The card you land on is the song you sing.

Parachutes

- Children lie down on the floor under the parachute with all heads towards the middle "sleeping". Sing "What shall we do with the sleeping children?" to the tune of "What shall we do with the drunken sailor?" Next verse: "Wake them, shake them, set them moving", etc. Children stand up as parachute is raised and lowered: "Hooray and up she rises", etc.



*Christmas and Easter books
order form*

See page 3

- “Ring a Ring a Rosie” played with everyone holding onto the edge of the parachute.
- Roll a ball around on the top of the parachute.
- Call out a colour and the children wearing this colour run underneath the parachute into the middle.
- “This is the way we wash our clothes” to the tune of “Here we go round the Mulberry Bush” - round and round, dry clothes up and down.

Songs



- Lots of active clapping songs such as:
 - “My hands are clapping, clapping, clapping, my hands are clapping just like this”
 - “If you’re happy and you know it clap your hands”
 - “Clap, clap, clap your hands, clap your hands together, clap, clap, clap your hands, clap your hands together.”

A lot of these songs can be found in “Merrily, Merrily” a song book put out by ‘Australian Breastfeeding Association’, phone- 9885 0855.

Some parents have asked for a songbook of the songs learnt at playgroup; just be careful not to break copyright laws.

- Some action songs:

- To the tune of “I’m a little teapot”:
 “I’m a little snowman, round and fat.
 Here is my broomstick, here is my hat.
 When the sun is shining all around
 I go down, down, down, down.
 Whoops! I’m a puddle.”



- To the tune of “Frere Jacques”
 (add your own actions):

“Wedge tailed eagle, wedge tailed eagle,
 cockatoo, cockatoo,
 kookaburra, kookaburra,
 kangaroo, kangaroo”

Christian songs

- Some groups don’t use them and some may do one every now and then.
- If there is a theme for the day add a short simple prayer to the end of singing time, e.g. “Thank you, God, for red/autumn/animals”
- Most groups sang grace before morning tea, e.g. “Thank you for the world so sweet”.

Miscellaneous

- If parents/carers don’t join in at group time children don’t enjoy it or join in as much, so train all the adults to join in.
- It is good to have a “goodbye” song to finish off with so children (and adults) know it is time to go home.
- Sit in a circle for song time and move to children sitting with parent/carer in front of the storyteller for the story.
- Some have a story and others do not. If a story is read, stick to short stories with a lot of repetition that the children can anticipate and join in with.



MORE GREAT “AGE APPROPRIATE” ACTIVITY IDEAS from Miriam

Talking and Listening Activities - refers to providing the children opportunities to practice and extend non-verbal and verbal expression as well as receptive language skills.

0-1.5 years

- Speak, sing, and read to the child.
- Talk to the child about pictures in books.

1.5-3 years

- Talk with the children, ask them what they are doing, be interested in them.
- Provide a book area with age appropriate books.
- Read books.
- Make up stories and tell them to the children.
- Have simple discussions with the children.
- Discuss a simple picture - what is in it, what is happening, etc.
- Use puppets in story telling.
- Sing with the children [they don’t notice whether we are in tune].
- Musical instruments.
- Encourage children to listen when others talk.
- Big books.

3-5 years

- More detailed and longer books.
- Reference book.
- Silly songs - Colin Buchanan [I want my mummy].
- Thematic discussions - find out all they know about dinosaurs, underwater creatures, etc.
- Introduce Ball - talk system whereby who ever has the ball is able to talk and everyone else must listen.
- “Special bag”.
- Taped stories with read-along books.
- Listening post or head phones.
- Magnetic letters.



“AGE APPROPRIATE” ACTIVITIES continued...

Physical Activities - refers to experiences that promote the use of small motor muscles and large motor muscles.

0-1.5 years

- Rolling balls.
- Stacking blocks.
- Water wheels with sand/water.
- Push along trikes.

1.5-3 years

- Puppets.
- Throwing beanbags into a hoop.
- Climbing A frames, permanent structures, indoor play gyms.
- Jumping on trampoline.
- Riding bikes.
- Hobby horses.
- Rebound net with large balls.

- Dancing ribbons/scarves
- Sandpit for digging
- Tunnel [professional or home made].
- Ball pit., Seesaws.



3-5 years

- Threading various materials such as beads, cotton reels, straws, etc.
- Manipulative/construction sets: Duplo & Lego, Waffle blocks, Stickle bricks & Clever sticks, Interlocking shapes, Marble labyrinth, Octoplay & Mobilo, Tap tap, Interstar interlocking set, Mosaic peg boards.



- Fishing game.
- Stamping using stamps and stamp pads.
- Bean bag throwing into hoop.
- Quoits.
- Balancing sets/beams.
- Stepping-stones [professional or home made].
- Parachute.
- Large foam shapes.

Miriam Stewart
Baptist Early Childhood Team member &
Director of Operations of Surrey Hills
Baptist Children's Centre.

CPN contract details for 2008:

Anglican	Dorothy Hughes	9653 4275 or (0400 484 131)
	dhughes@melbourne.anglican.com.au	
Baptist	Ruth Kernick	9880 6133 or (0438 068 548)
	ruth.kernick@buv.com.au	
Brethren	Judy Harris	0415 832 823
Salvation Army	Jacqui Berris	5244 5118 or (0400 455 300)
	jacqui.berris@bigpond.com	
Salvation Army	Roslyn Elms (Major)	0421 120 857
	roslyn.elms@aus.salvationarmy.org	
Uniting Church	Joy Williams	0418 546 816
	joy.williams@victas.unitingcare.org.au	
Expert member	Allison Hellier	9729 9403 or 0425 717 548
	ahellier@optusnet.com.au	



Website: Don't forget to visit us at
<http://www.cpn.org.au>